



2016

2016 .



• , „ “ 3, .3-4

,

.93,

.1, .13

,

2016 .

2016 .,

,

. 2016

,

•

•

,

,

,

. 2016 ,

•

•

•

.1.

•

—

,



„ 3, .3-4
5, – ,

09.02.2012 .

15.02.2012 .

15.03.2012 .

19.03.2012 .

31.12.2016 .,

.164 :

- 16 10
, 9 11 ;

- 17 9 ,
9 11 ;

- 19 6
, 19 ;

- 18
6 , 9 11 ;

- 17 4 ,
9 11 .



• , ” “ 3, .3-4

2016 .

,

,

2012 .

2016 .,

- .

.

2016 .

,

—

,

,

,

.

.

2016 .

.

,

,

.

2016 .

,

.

,

-

,

:



• , „ “ 3, .3-4

-

.

-

,

.

2016 .

,

.

. 2016 .

,

.

2016 .

,

-01-30/12.05.2016 .

,

01.01.2014 – 31.12.2015 .

,

,

-

,

.

.



• , „ “ 3, .3-4

,

2016 .

,

•

2015 .,

2016 .,

•

2016

,

,

•

2016

,

•

,

•

-

-

,

-

,

-

-

•

2016 .

,

:



“ 3, .3-4

<p>– 2</p>	<p>30.09 - 02.10.2016 . – ,, ”, . 30.11 - 02.12.2016 . – ,, ”, .</p>
<p>– 4</p>	<p>19-20.05.2016 . – ,, / ”, . 30.09 - 02.10.2016 . – ,, ”, . 28.10.2016 . – 2. ,, ” . 15-17.11.2016 . – ,, ”, .</p>
<p>– 2</p>	<p>11-14.04.2016 . – 11-14.04.2016 . – 1 ,, ”, . 25 - 28.04.2016 . – 2 ,, ”, .</p>
<p>– 1</p>	<p>07-08.04.2016 . – ,, ”, .</p>

” .

, 2017 .



“ 3, .3-4

2016 .

2012 .

2017 .

2016 .



• , „ “ 3, .3-4

,

•

•

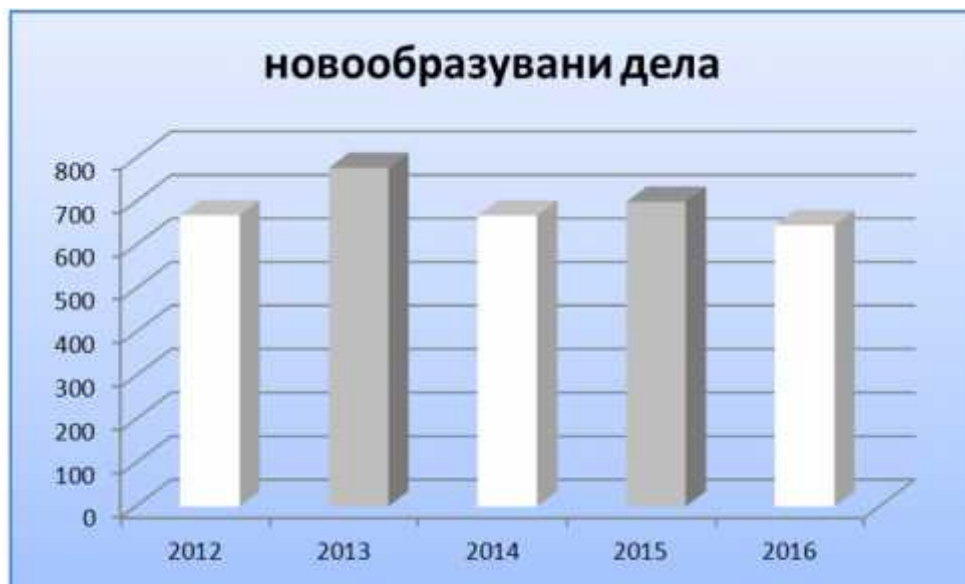
•

.1.

2016 .

646

2015 . – 700, 2014 . – 668, 2013 . - 778, 2012 . – 669.



•

103 .

2016 .

749

797

2015 .

331,

418.

,

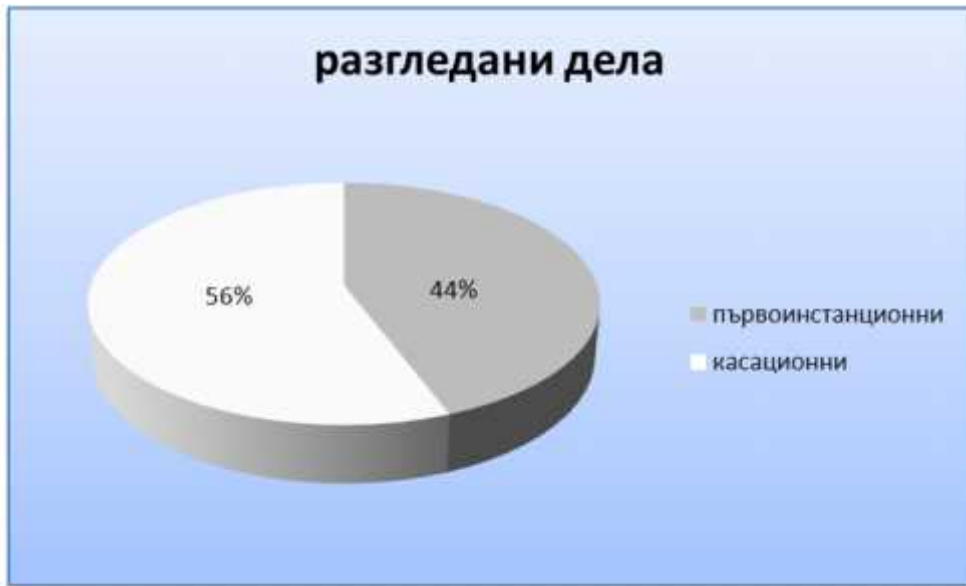
•

2016

12



„ 3, .3-4



2017 ,

01.10.2015 .

2012 .



• , ” “ 3, .3-4

,

•

2016 .

,

•

,

•

,

,

-

•

:

.1.1.

/331/

:

- - 20 .
- - 2 .
- - 9 .
- - 38 .
- - 5 .



„ 3, .3-4

- - 30 .
- , - 59 .
- , , - 32 .
- - 10 .
- .304 - 0 .
- - 0 .
- - 60 .
- - 66 .





• , „ “ 3, .3-4

,

2015 .

,

•

,

,

•

,

,

2017 .

20

,

,

•

,

,

,

,

, 2016 .

,

,

,

•

-

” ”.

,

,

,

•

,

,

,

,

-

2016

16



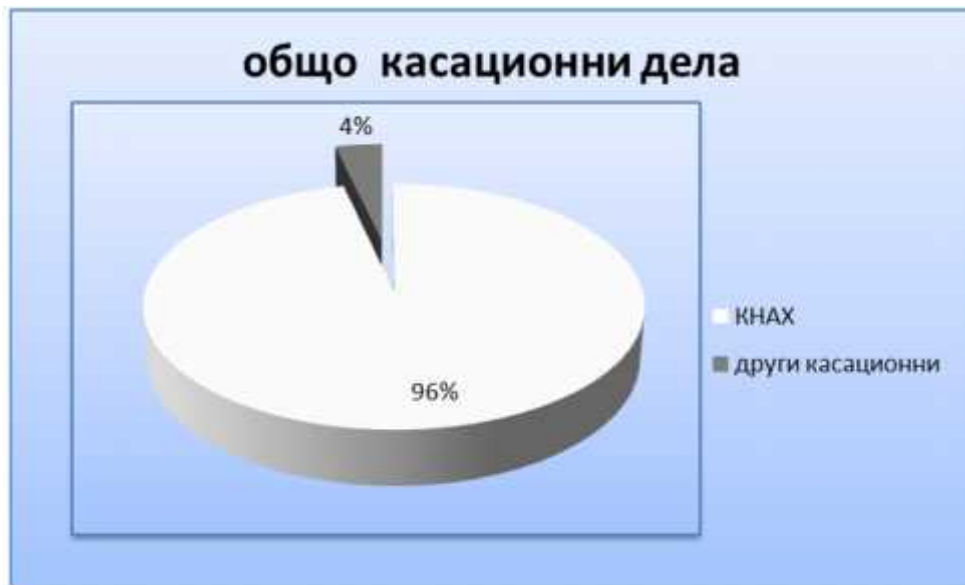
“ 3, .3-4

2016 .,

.1.2. – 418 .,

- 403 .

- 15 .





• , ” “ 3, .3-4

,

•

—

•

,

•

,

,

•

,

•

,

,

,

,

•

,

•

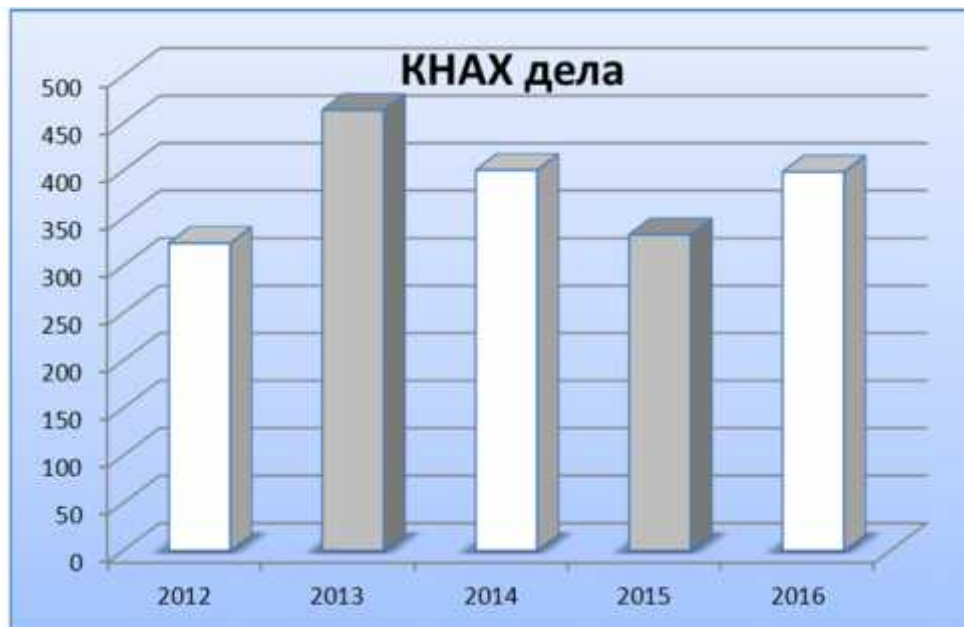
,



„ 3, .3-4

2016 . 399 , 2015 .
333 , 2014 . 401 ,
2013 . 464 , 2012 . 324

2015 , - 2016 .
2017 .





„ 3, .3-4
27,57%

2015 . 77,08%.

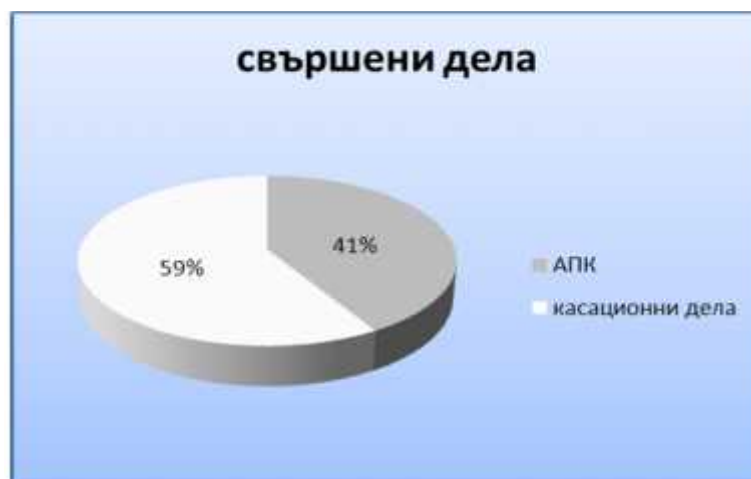
.28

.2.

682 ,

283

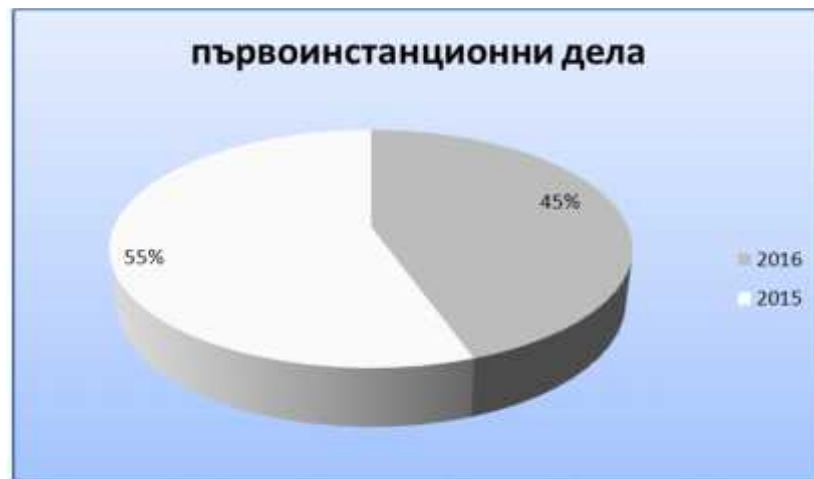
399



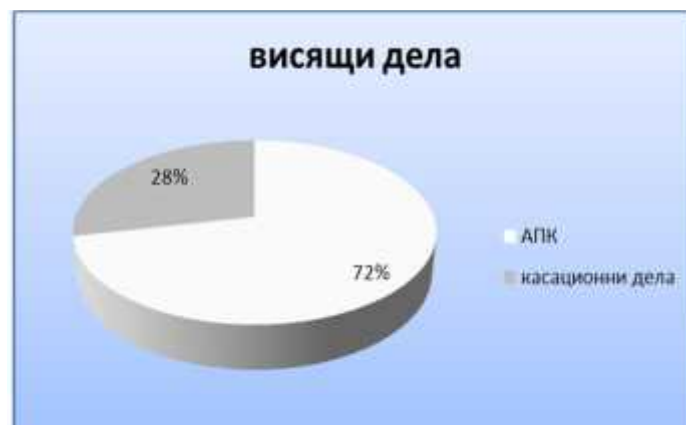


„ 3, .3-4

2016 . 283, 351 2015 .,



- 31.12.2016 . – 67 ,
31.12.2015 . - 103 . 48 .
19 .





„ 3, .3-4

.2.1. **283** **41,50 %** **682**

- 1 - 139 - 49,12%
58,12% 2015 .
- 1 3 - 86 - 30,39%
30,77% 2015 .
- 3 - 58 - 20,49%
11,11%. 2015 .



:



“ 3, .3-4
- 16 . ,
1 .- 6 . 37,50%, 3 . - 10 . 62,50%., -
-
- 2 . , 1 .- 2 . 100% -
-
- 7 ., 1 .- 4 . - 57,14%., 3
. - 1 .- 14,29%, 3 . - 2 . - 28,57%.,
- 29 ., 1 .- 6 . - 20,69%.,
3 . - 12 . - 41,38%, 3 . - 11 . - 37,93% -
- 5 ., 1 .- 1 . - 20% 3 .
- 3 . - 60%, 3 . - 1 . - 20%
- 22 ., 1 .- 6 . - 27,28%, 3 .
- 8 . - 36,36%, 3 . - 8 . - 36,36% -



„ 3, .3-4

- , - 52 ., 1 . - 15 . - 28,85%,
3 . - 27 . - 51,92%, 3 . - 10 . - 19,23%

- , , - 30 ., 1 . - 24 . - 80%
3 . - 6 . - 20%

- - 9 ., 1 . - 5 . - 55,56% 3
. - 2 . - 22,22%, 3 . - 2 . 22,22%,

- .304 - .

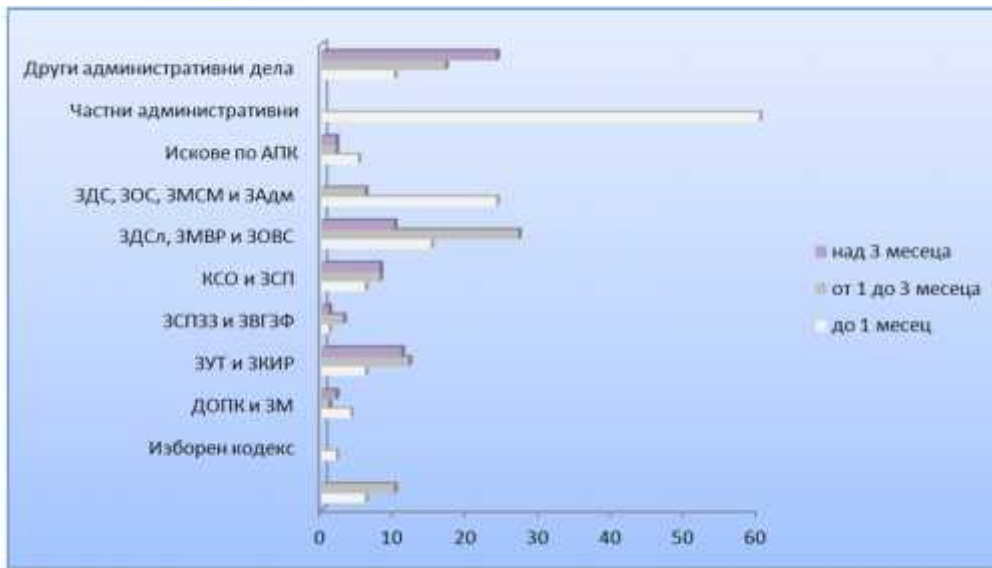
- - .

- - 60 ., 1 . - 60 . -
100%

- - 51 ., 1 . - 10 . -
19,61%, 3 . - 17 . - 33,33%, 3 . - 24 . - 47,06%



“ 3, .3-4



.2.2. 399 .
 , 1 . – 184 . – 46,12% 3 . – 215 . -
 53,88% 3 . – 0 . – 0,00% -
 , 2012 .

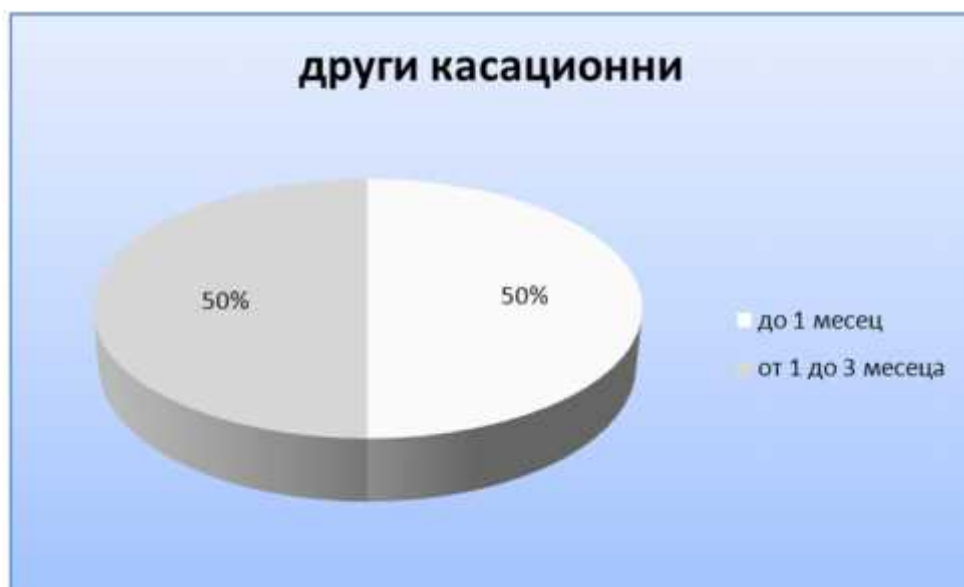




„ 3, .3-4
:

- 385 ., 1 .- 177 .- 45,97% 3 .
- 208 .- 54,03%,

- 14 ., 1 .- 7 .- 50%
3 .- 7 .- 50%.



67 .,
48 . - 71,64% 19 . - 28,36%

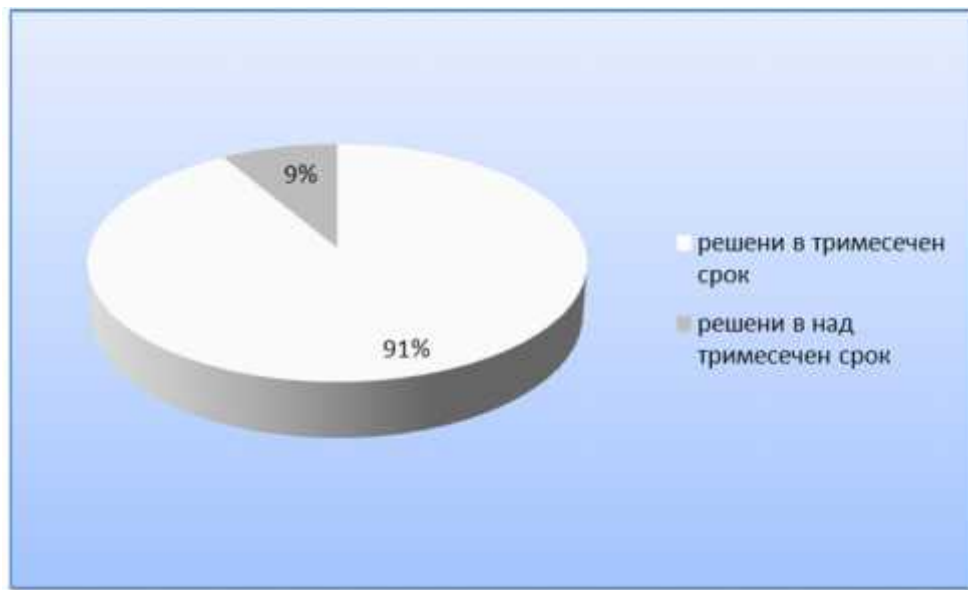




„ 3, .3-4

91,50%

94,09% 2015 ., 94,57% 2014 .,
 96,32% 2013 ., 90,92% 2012 ., 8,50%
 5,91% 2015 ., 5,4%
 2014 ., 3,68% 2013 ., 9,08% 2012 .



.3.

2016 . 749 ,
 6,02% 2015 ,
 797 . 749
 682 67 694
 103 2015 .
 12,48 13,51 2015 .
 , - 2017
 2016 28



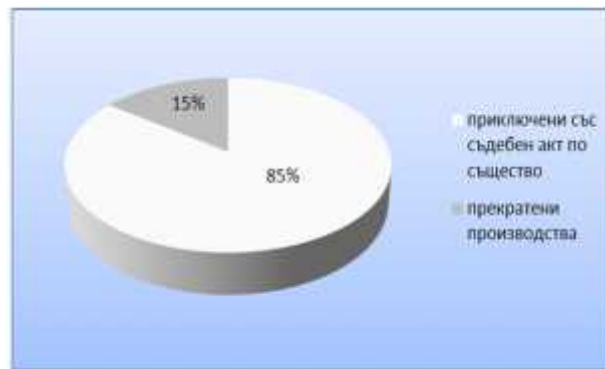
„ 3, .3-4

11 – 15

2016 .,
2017 .

581 ,

101 .



.158



• , „ “ 3, .3-4
,

16.02.2012 .

10 ()

•
,
,
,

. 2012 .
2011 .

•
- .157, .1 , -

2016 .

,
•
25-30 ,

,
•

,
•



• , „ “ 3, .3-4

, ,

:

- ,

,

.152 .1 .

.152 .2 3

,

,

.

.

,

,

,

2012 .

.

” ” ,

,

.

,

.

,

,

.

-

,

,

-

.



• , „ “ 3, .3-4

2016

,

.

,

,

,

.

.

,

.

-

,

.

,

.

.150 .2

,

.

,

.163 .2

.

.170 .171 .4

,

.

2016 .

.



2015 . “ 3, .3-4

2016 .

2016

.4.

2012 ., 2013 ., 2014 .

2016



• , ” “ 3, .3-4

1

•

,

.12 .

,

,

,

•

,

•

,

,

•

,

•

.5.

•

2016

—

—

,

—

,

,

-

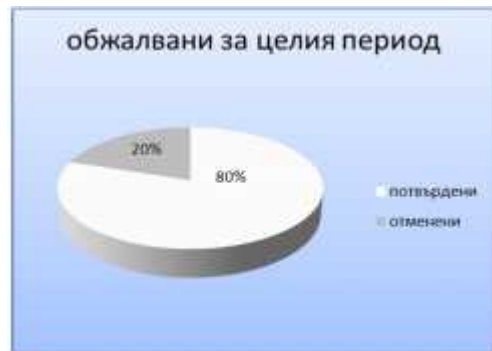
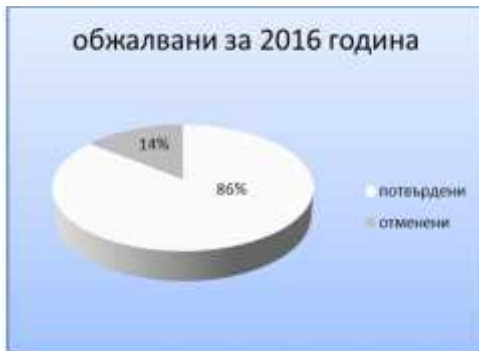
•

2016

35



„ 3, .3-4
 16 10 ,
 9 11 .
 2016 . 117 ,
 16 , 133 .
 121 , 90,98%
 88,48% 2014 .
 106 , 15 .
 7 6 ,
 1 (85,71% 2016 .
 83,34% 2015 .).
 237
 190 , 47
 80,17% .



17 9 ,
 9 11 .
 2016 . 129 ,
 16 , 145 .
 134, 92 41%
 90,42% 2015 .
 111 , 23 .
 14 10 ,
 2016 36



„ 3, .3-4
4 (71,43%

73,33%


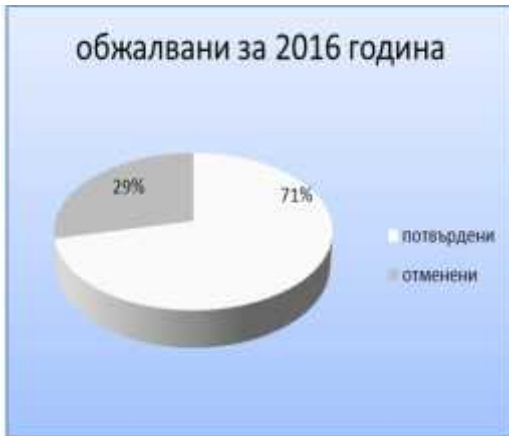
2015 .).

282

232

50

82,27%



19

6

, 19
2016 . 135 ,
14 ,

149 .

136 ,

91,28%

90,73 %

2015 .

117 ,

19 .

18

13 ,

5

(72,22%

50,00%

2015 .).

232

165 ,

67

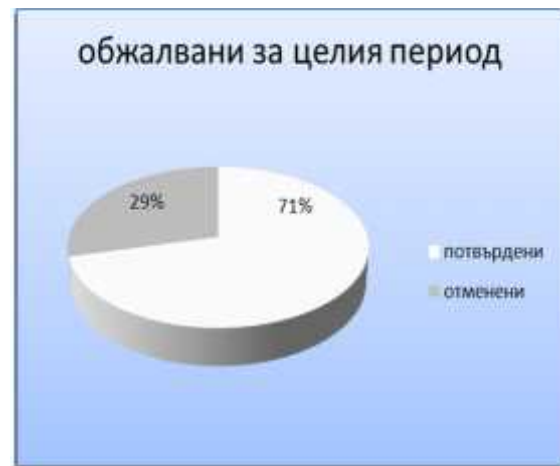
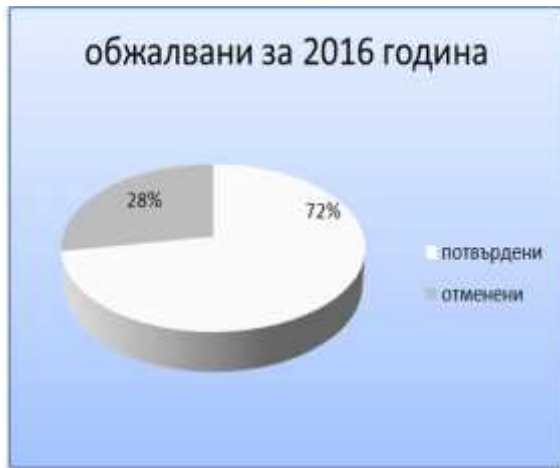
71,12%

2016

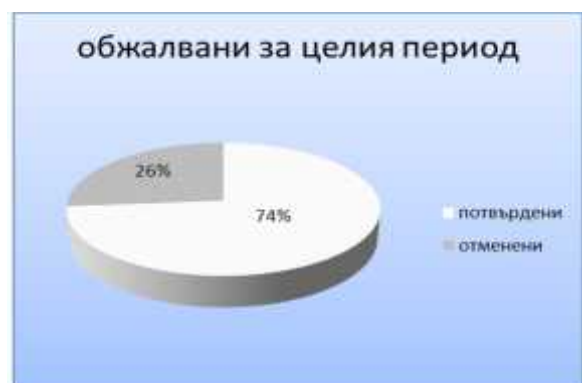

37



„ 3, .3-4



18
6 , 9 11
2016 . 129 ,
21 ,
150 .
137 , 91,33%
86,96% 2015 .
115 , 22 .
17 16 ,
1 (94,11%
57,89% 2015 .).
332
246 , 88
74,10% .





„ 3, .3-4

17 4

, 9 11.

2016 . 136 ,

36 , 172

154 ,

89,53%

69,23%

2015 .

132 ,

22 .

20

13 ,

7 (65%

69,23%

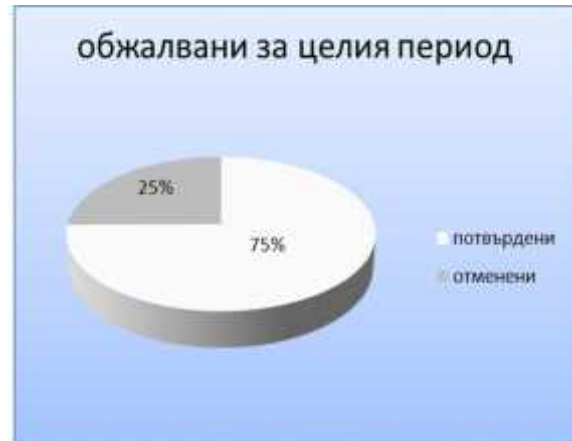
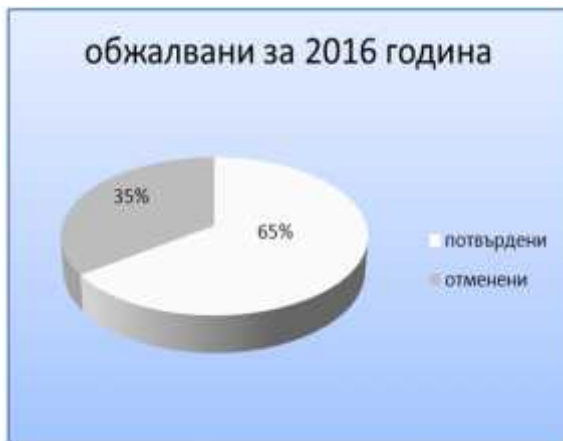
2015).

330

247 ,

83

74,85% .





“ 3, .3-4

2007 .			2008 .			2009 .			2010 .			2011 .			2012 .			2013 .			2014 .			2015 .			2016					
7	5	2	32	24	8	58	44	14	51	39	12	28	25	3	24	21	3	11	10	1	7	6	1	12	10	2	7	6	1	237	190	47
7	6	1	23	21	2	49	42	7	56	47	9	34	25	9	37	34	3	27	19	8	20	17	3	15	11	4	14	10	4	282	232	50
8	6	2	16	13	3	32	25	7	28	15	13	27	22	5	29	25	4	25	19	6	25	15	10	24	12	12	18	13	5	232	165	67
7	6	1	32	23	9	62	41	21	71	55	16	42	32	10	36	26	10	23	18	5	25	18	7	19	11	8	17	16	1	334	246	88
4	3	1	33	28	5	71	57	14	47	32	15	46	35	11	29	22	7	31	23	8	23	16	7	26	18	8	20	13	7	330	247	83

76

58

76,32%

64,58%

2015 .

1414

1080

76,38%



• , ” “ 3, .3-4

100%

| •

2016 .

” •

” •

” •

” •

”

”



• , „ “ 3, .3-4
— 28.09.2015 .

- ,
, ,

” — ”

- ” • ”
•
,
,
• ,

,
,
,
•

2016 .



• , ” “ 3, .3-4

•

,

•

,

,

•

,

•

V.

—

• “ ” 3 • ,

150/12.03.2007 .

30.01.2009 .

2016 .

•

•

,

•

,

•

,

2017 .,

•



• , „ “ 3, .3-4

, ,

- -

, -

• ,

,

,

•

2017

2008 .,

,

•

,

2015 .,

,

,

•

,

•

,

,

•

,

,

,

•



• , ” “ 3, .3-4

•

,

,

• 2016

,

-

•

-

,

,

,

,

,

•

•

,

•

V.

,

:

•

,

•

,

•



• , ” “ 3, .3-4

,

•

,

•

,

•

,

•

,

•

,

,

,

•

2016

•

• • •

-